



THE TINY

A small yellow flower with a green stem and leaves is positioned above the letter 'I' in the word 'LATINX'.  
**LATINX**

PRESERVATION TOOLKIT

**Rio Vista Farm Edition**



# WHAT IS HISTORIC PRESERVATION?

Imagine you have a favorite object you really love. Now, how would you feel if it started to get old or a little worn out?

Historic preservation is taking care of things that are really old and special, such as buildings, newspapers, places, or objects so that they can be enjoyed by people for a long time.

These old buildings and places have so many stories to tell. They teach us about the past and how people used to live. So, by taking care of them, we're helping to keep those stories alive and share them with everyone so you can learn and enjoy them too!



# RIO VISTA BRACERO RECEPTION CENTER TIMELINE

1915-1964

El Paso County  
Poor Farm

1951-1964

Bracero Reception  
Center Opened

1997

RVF was listed in the  
National Register of  
Historic Places

2016

RVF was declared a  
National Treasure by  
National Trust for Historic  
Preservation

2023

Rio Vista Farm was  
recognized as a National  
Historic Landmark

1935-1936

New Deal programs and  
transient labor camp  
started

1994

Rio Vista Community  
Recreation Center  
Opens

2015

RVF was included on  
Texas Most Endangered  
Places List

2017

Bracero History  
Summit marks 75th  
anniversary of first  
braceros admitted into  
the U.S.

# WHO WERE THE BRACEROS?

Braceros were farmworkers from Mexico who came to work in the United States. They did things like plant seeds, water the plants, and pick the fruits and vegetables when they're ready.

A long time ago, there weren't enough people to do all these jobs. So, the US and Mexico made a special deal where they asked skilled Mexican workers to come and work on American farms. Braceros worked really hard to make the US their new home. But, oftentimes, braceros were not treated nicely. So, they often had to fight for their rights and for safe working conditions.

## DID YOU KNOW...?

The word 'bracero' means 'strong arms' in Spanish, and that's because these workers were known for their hard work and strength.



# BRACEROS & THEIR HARVEST

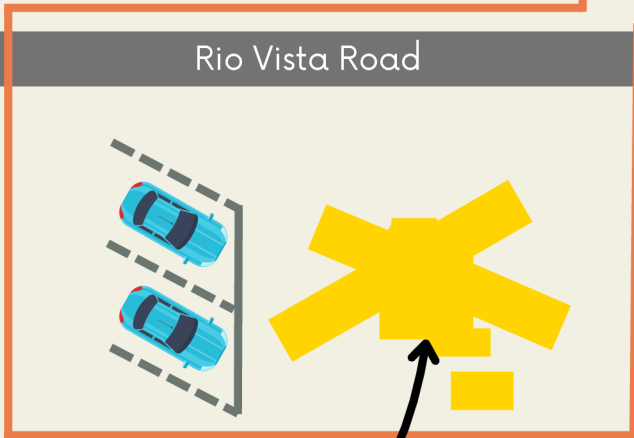
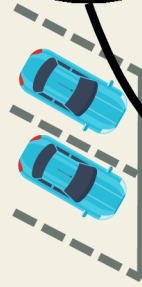
Braceros worked on many crops, primarily on vegetables, fruits, cotton, and sugar beets throughout the US.

State	Plants Harvested
California	Tomatoes
Texas	Cotton
New Mexico	Chili
Arizona	Lettuce
Colorado	Sugar Beets






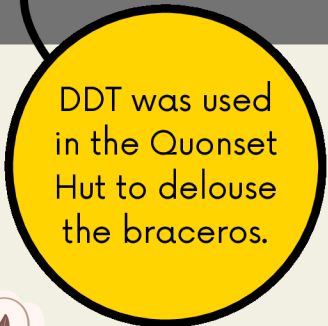
Braceros ate rice, beans, and cabbage at the Mess Hall



Braceros visited the Mexican Consulate in the Main Building!



Braceros were selected and hired for jobs in this wooden building!








DDT was used in the Quonset Hut to delouse the braceros.



Cotton fields

### Legend

-  Bracero Program Reception Center
-  1916 Poor Farm Built
-  1935 Transient Labor Camp built
-  1951 Bracero Reception Center built
-  Demolished

# RIO VISTA FARM

All the buildings in orange were built for the Bracero Program.

# BRACEROS AT RIO VISTA FARM

When the workers arrived at Rio Vista Farm from Mexico, they had to undergo tough medical exams. They were checked for diseases and sprayed with chemicals. The workers were even checked to see if they were used to hard work by looking at their hands!

Because there were so many people, the government built more buildings at Rio Vista, like dorms and interview rooms. They also added things like bathrooms and shaded areas to protect workers from the hot sun while they waited to get hired.

Recently, Rio Vista Farm became a National Historic Landmark, which means that people in power and community members worked really hard to explain why the site is a place of history and to help protect the farm. This is a huge accomplishment for the Latinx community!





# FARMWORKERS TODAY

Farmworkers are still the superheroes of the countryside! Farmworkers help grow the delicious fruits, vegetables, and grains we find on our tables and are recognized as essential.

Next time you enjoy a juicy apple, a crunchy carrot, or a yummy slice of bread, remember to thank the farmworkers who helped make it possible!

# RIO VISTA'S HISTORIC PLAQUE

On May 11, 2024, Rio Vista unveiled two plaques declaring Rio Vista a **NATIONAL HISTORIC LANDMARK**.

**A historic plaque typically includes:**

A title that identifies the site.

**RIO VISTA BRACERO  
RECEPTION CENTER**

HAS BEEN DESIGNATED A

A short inscription about the site.

**NATIONAL HISTORIC LANDMARK**

**THIS PROPERTY POSSESSES NATIONAL SIGNIFICANCE FOR ITS 1951-64 ASSOCIATION WITH THE MEXICAN FARM LABOR PROGRAM, WHICH SIGNIFICANTLY AFFECTED NATIONAL LABOR SHORTAGES AND MEXICAN IMMIGRATION TO THE UNITED STATES IN THE POST-WORLD WAR II ERA.**

**THIS PROPERTY POSSESSES NATIONAL SIGNIFICANCE IN COMMEMORATING THE HISTORY OF THE UNITED STATES OF AMERICA**

The year of the declaration

**2023**

**NATIONAL PARK SERVICE  
UNITED STATES DEPARTMENT OF THE INTERIOR**

Plaques communicate key information in a concise and visually appealing manner for the public.

What historic plaques have you seen around your neighborhood?




## ACTIVITY

Using the tools from your **Bracero Bag**, create a plaque for a place that is special to you.

### STEPS

- Decide what you are honoring. This can be a space, a person, an event, or a memory!
- Optional: Write 2-3 sentences about your chosen spot that explains why it is important to you.
- Sketch your design on the space below.
- Mold your clay into a rectangle and use your tool to engrave details, create texture, or add text into your plaque.
- Leave your plaque on a flat surface to dry for 24 hours.





## CONTACT US

For more information on our projects and our work for our community, write to us at [info@latinoheritage.us](mailto:info@latinoheritage.us)