

## **Latinos in Heritage Conservation Lesson Plan**

**Lesson Plan Title:** Preserving Heritage: Exploring Culture and Environment in San Antonio's Westside

**Subject:** Mexican American History, historic preservation

**Grade level:** 3<sup>rd</sup>

**Lesson duration:** 45 minutes

**Lesson objectives:**

1. Students will remember and understand important facts about Mexican American heritage and historic preservation discussed in previous lessons (Celebrating Mexican American Heritage: Exploring Culture, Contributions, and Identity and Preserving Our Past: Understanding the Significance of Historic Preservation).
2. Students will apply this knowledge to San Antonio's Westside and analyze the importance of its cultural and built preservation.
3. Students will create their own mural art in the style of the artists from San Antonio's Westside.

**TEKS/National Standards:**

TEKS 113.16.21.; 113.16.25; 117.111.3




NA-VA.K-4.4 UNDERSTANDING THE VISUAL ARTS IN RELATION TO HISTORY AND CULTURES

NA-VA.K-4.5 REFLECTING UPON AND ASSESSING THE CHARACTERISTICS AND MERITS OF THEIR WORK AND THE WORK OF OTHERS



<b>Lesson Plan Title:</b>	<b>Preserving Heritage: Exploring Culture and Environment in San Antonio's Westside</b>
<b>Subject:</b>	<b>Mexican American History, historic preservation</b>
<b>Grade level:</b>	<b>3</b>
<b>Lesson duration:</b>	<b>60 minutes</b>
<b>TEKS/National Standards:</b>	<p><b>TEKS 113.16.21.; 113.16.25; 117.111.3</b></p> <p><b>NA-VA.K-4.4 UNDERSTANDING THE VISUAL ARTS IN RELATION TO HISTORY AND CULTURES</b></p> <p><b>NA-VA.K-4.5 REFLECTING UPON AND ASSESSING THE CHARACTERISTICS AND MERITS OF THEIR WORK AND THE WORK OF OTHERS</b></p>
<b>Procedure:</b>	<p><b>1. Introduction (15 minutes):</b> Teacher will give students a short introduction on San Antonio’s Westside using the article from the City of San Antonio’s Office of Historic Preservation. Students will watch video showing music and one person’s views on growing up in the Westside. Start at 8:03 and play through 12:41  <a href="https://www.youtube.com/watch?v=UUSd2gAZxII">https://www.youtube.com/watch?v=UUSd2gAZxII</a></p> <p><b>2. Recall and Connect (15 minutes):</b> Guided Discussion linking back to importance of historic preservation and Mexican American culture:</p> <ul style="list-style-type: none"> <li>- Think back to our lesson on Mexican American culture. Why is it important to preserve this culture, as well as other cultures in the United States? What are some ways you think areas like San Antonio’s Westside keep this culture alive?</li> <li>- Some of the buildings that are shown in the video are historic but are being reused by Graciela Sánchez and the Esperanza Peace and Justice Center. Thinking back to our lesson on historic preservation. Why is historic preservation important?</li> <li>- Teacher will explain that historic preservation also includes preserving culture and stories of people and groups. They will then link this to the Westside, using the “Riconcinto de Esperanza” example listed in the LHC toolkit.</li> </ul>



	<p>- Now that we understand how the Westside is being preserved, why do you think it's important to preserve it?</p> <p><b>3. Class Activity (30 minutes): Mexican Art Mural</b></p> <ul style="list-style-type: none"> <li>- Teacher will explain that art is an important part of San Antonio's Westside, both with murals and the art of Mujeres Artes.</li> <li>- Teacher will show students examples of this art.</li> <li>- Teacher will then hand out large pieces of paper and crayons/markers/any form of artistic media they prefer and explain that students will be creating their own mini-murals in the style that was displayed in the pictures. They can do this in any manner they wish. (This can be interdisciplinary and extend into an art lesson if the teacher prefers).</li> </ul>
<b>Activities:</b>	<ul style="list-style-type: none"> <li>A. Introduction (15 minutes)</li> <li>B. Recall and Connect (15 minutes)</li> <li>C. Class Activity (15 minutes)</li> </ul>
<b>Materials/equipment:</b>	<ul style="list-style-type: none"> <li> Internet access</li> <li> Sketch/art paper</li> <li> Art supplies (crayons, markers, paint)</li> </ul>

**References:**

**Latinos in Heritage Conservation: Historic Preservation Toolkit**

City of San Antonio Office of Historic Preservation, "San Antonio's Westside: History, Culture, Community,"

<https://www.sanantonio.gov/portals/0/Files/HistoricPreservation/SA%27sWestside.pdf>

Esperanza Center, "Paseo Por El Westside," Video,

<https://www.youtube.com/watch?v=UUSd2gAZxII&t=485s>

Esperanza Center website: [www.esperanzacenter.org](http://www.esperanzacenter.org)

San Anto Cultural Arts, "Bienvenidos al Westside," <http://www.sananto.org/bienvenidos-al-westside.html>

San Antonio Tourist, "Westside Murals," <https://sanantoniotourist.net/west-side-murals/>

**Additional Information:**

