

Latinos in Heritage Conservation Lesson Plan

Lesson Plan Title: Celebrating Mexican American Heritage: Exploring Culture, Contributions, and Identity

Subject: Mexican American History

Grade level: 4th

Lesson duration: 45 minutes

Lesson objectives:

1. Students will understand the importance of Mexican American heritage. This lesson will be used to scaffold superseding lessons from the Historic Preservation Toolkit.
2. Students will analyze their own knowledge and apply this to their research.
3. Students will create a journal entry about a Mexican American who has made a major contribution to U.S. culture, history, or society.

TEKS/National Standards:







TEKS 113.15.17; 113.15.19; 113.15.21

NSS-USH.K-4.3 THE HISTORY OF THE UNITED STATES: DEMOCRATIC PRINCIPLES AND VALUES AND THE PEOPLE FROM MANY CULTURES WHO CONTRIBUTED TO ITS CULTURAL, ECONOMIC, AND POLITICAL HERITAGE



Lesson Plan Title:	Celebrating Mexican American Heritage: Exploring Culture, Contributions, and Identity
Subject:	Mexican American History, historic preservation
Grade level:	4
Lesson duration:	60 minutes
TEKS/National Standards:	<p>TEKS 113.15.17; 113.15.19; 113.15.21</p> <p>NSS-USH.K-4.3 THE HISTORY OF THE UNITED STATES: DEMOCRATIC PRINCIPLES AND VALUES AND THE PEOPLE FROM MANY CULTURES WHO CONTRIBUTED TO ITS CULTURAL, ECONOMIC, AND POLITICAL HERITAGE</p>
Procedure:	<p>1. Introduction (10 minutes): Fill in first two sections of KWL chart with students regarding Mexican American Heritage (what do they know, what do they wonder)</p> <p>2. Discuss and Connect (15 minutes):</p> <ul style="list-style-type: none"> - Teacher will use ask students what they wrote in the K and W sections of chart and write these on the board. Teacher will discuss these with students, then tailor the remainder of the lesson to fill in gaps about what they do not know, using the listed sources below. - Teacher will ask students if they know of any famous Mexicans and/or Mexican Americans in history and write these down on the board. This will segue into the activity. <p>3. Class Activity (30 minutes):</p> <ul style="list-style-type: none"> - Students will do this in pairs, groups, or along (teacher preference based on resources) and perform an internet search for a historical Mexican American figure. They will then write a short journal entry on this person and their contribution to U.S. history, culture, or society.



	<p>4. Wrap Up (5 minutes): - Teacher and students will collaborate to fill in L section of KWL chart.</p>
Activities:	<p>A. Introduction (10 minutes) B. Recall and Connect (15 minutes) C. Class Activity (30 minutes) D. Wrap Up (5 minutes)</p>
Materials/equipment:	<ul style="list-style-type: none">  Whiteboard/markers  Computers  Internet access  Journals/Paper  Pencils  KWL chart hand out

References:

Latinos in Heritage Conservation: Historic Preservation Toolkit

Texas State Historical Association, “Mexican Americans,”
<https://www.tshaonline.org/handbook/entries/mexican-americans>

Smithsonian Latino Museum, “Our Journeys Our Stories: Portraits of Latino Achievement | Nuestros Caminos Nuestras Historias: Retratos del Logro Latino,”
<https://learninglab.si.edu/collections/our-journeys-our-stories-portraits-of-latino-achievement-nuestros-caminos-nuestras-historias-retratos-del-logro-latino/tVkbDfnPiKwV8zgY>

Smithsonian National Museum of American History, “Mexican America: History,”
<https://americanhistory.si.edu/collections/object-groups/mexican-america/history>

Additional Information:

